

Digital technology has changed Language Laboratory.
It rises substantially in the class efficiency
and supports a teacher powerfully.

Main Features

- It adopted the reputable **audio on demand method** and realized random access from each booth.
- The teaching material can be uploaded in the master unit at the high speed (**100 times of the normal speed**).
- It can record the sound of the student all together and save them to the PC. The teacher can carry the data by USB and check them at home and so on.
- It supports **a random pair** (the conversation lesson).
- When filing teaching materials, it is possible to write in the pause mark automatically (**full-automatic sentence management**).
- It is equipped with the sentence editor which can edit teaching materials **as the thought as the standard composition**.

*It doesn't support the recording by students and the teaching material takeout.

Easy Operation System

It realizes easy operation by the one-touch operation. It is possible to operate smoothly by the push priority. Because it is the relieved design which can understand operation to be intuitive, the teacher can concentrate on the class. It is possible to promise to support a teacher powerfully.

Cost-effective System

Even if the facility introduction is difficult in the financial difficulty, the classroom can not be waited for. Also, education's unequal opportunity by the difference of the equipment must be avoided. This cost-effective system realized the price which is suitable for the simultaneous introduction.

Usable in any classroom

The vacant classroom can be used of course and the special desk is unnecessary. It is excellent about the workability and possible to do free seat layout by the daisy chain method of one LAN cable



◆ Installation is simple and it is possible to use for following use, too.

Company language training

Preparatory school



Option

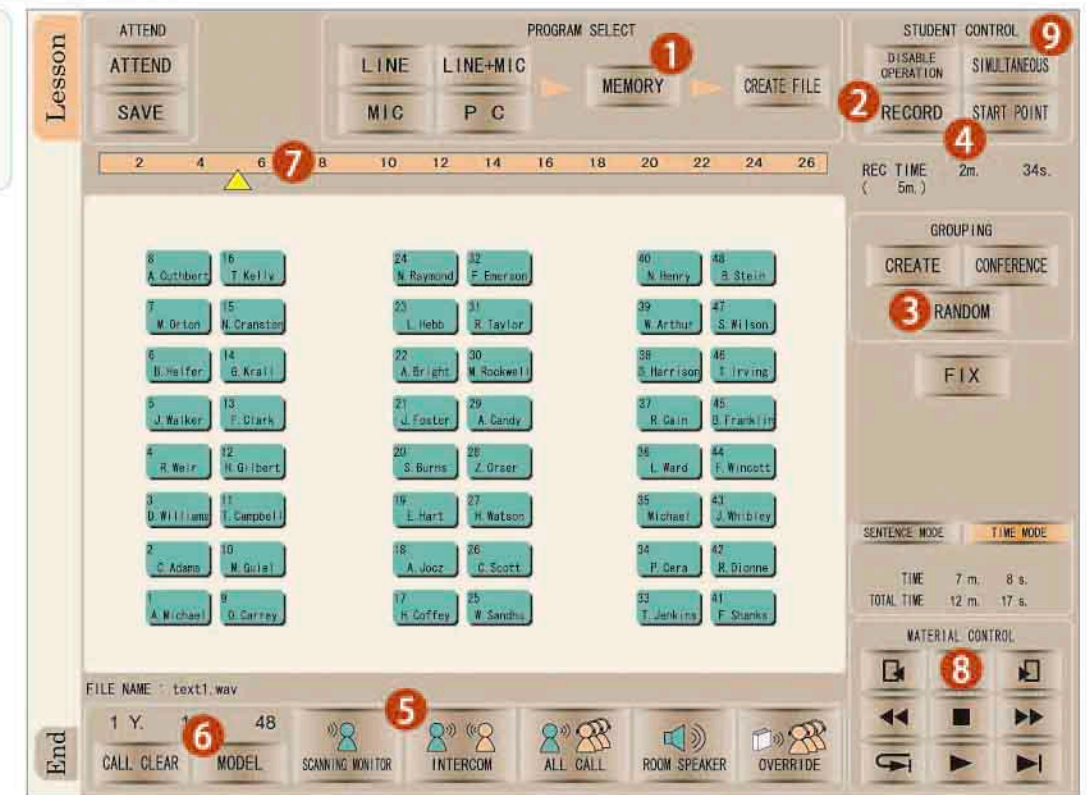
Portable type

It becomes a portable type by attaching an optional stage. It can be used in the conference room of the company.




Effective Feature

Lesson Screen



1 Utilization of the teaching material assets and making method of the teaching material file

The **electronic** file of the sound teaching materials is made by **one** playback of cassette, CD, MD, VHS, DVD, etc. Moreover, with the automatic writing in of the **pause mark**, it is possible to do the **positioning the beginning of teaching material extremely easily**.



*A creation of the file is done at usual speed in the first time.

7 Sentence number display of the teaching material

While sending out teaching material, the sentence number can be displayed.

8 Remote Control Function

Remote controller of the teacher for teaching material. Teacher can control the student unit individually by this controller and more suitable instruction is possible.

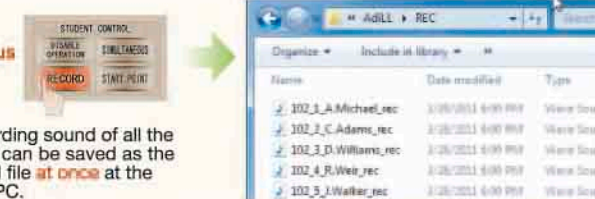


The some of the teaching material operation changes into the orange.

2 Recording of the sound of the student all together and saving of them to the PC

Drill recording can be saved as the file at the end of the class. The teacher can carry the data by USB and **check them by other PC**.

Simultaneous Recording



The recording sound of all the students can be saved as the individual file **at once** at the console PC.

3 Random Pair

Extremely popular with the student!

The random pair shuffled automatically is possible. The pairing display is easy to understand visually.



4 Start Point

When student units are individually operated, the sentence of all student units can be set to the identical sentence number simultaneously and moreover instantly. The more efficient class can be made by this function.

START POINT

5 Communication Function

Monitor, Intercom, All Call, Call Response

6 Model Function

The voice of the model student can be heard to all the students.

SIMULTANEOUS

It is the optimal to practice shadowing (simultaneous translation).

Sentence Editor

Sentence Editor Equipped as standard

It creates sound teaching materials (WAV). It is possible to edit easily with the PC while seeing wave form. It is possible to do various editing such as dividing a sentence, connecting, erasing, copying, automatic phase mark insertion, phase insertion, etc. Editing is done by the master control PC and it is possible do editing with other PC in a laboratory or in a home.



*To install to the sentence editor except the main PC, the copy license is necessary.